



PROPERTY OF: KILGORE ACADEMY, INC. ALL RIGHTS RESERVED.



## HOW TO USE THIS CURRICULUM

Welcome to the Bible Bureau of Investigation! In this program, students become special detective agents investigating the truth of Scripture.

Each lesson is designed to be completed across four days. The structure repeats every week so students will get comfortable with this routine learning and going deeper in God's Word.

Students have the opportunity to level up their badges throughout the course by completing the next series of lessons. (See the chart of badges on p. 16.)

### WEEKLY LESSON FLOW



**Day 1: Case Introduction.** Start the lesson by watching the free video on YouTube. The video introduces the case file and gives an idea of the scriptures and theme the students will be investigating for the week.

You can also read the lesson yourself to your child. Access the reader version here:

**SUPPLIES NEEDED FOR  
THE LESSONS:**

**BIBLE**  
**PENCIL(S)/CRAYONS**  
**GLUE**  
**SCISSORS**  
**CONSTRUCTION PAPER**  
**RED FOOD COLORING**  
**COTTON BALLS**

The goal is to help students understand how Biblical characters responded to God and what we can learn from them.

Parents may guide discussion or allow students to complete this independently. There will also be parent teaching suggestions in this guide to help you show your child how to apply the teachings to their everyday lives.

**Day 4: Compass Reflection.** The final step is the compass book. This section helps students think about how the lesson guides their life direction. The compass book will assist your child in meditation of the Word and self-examination.



The compass book helps students develop biblical wisdom and personal application. This tool is where deep heart change takes place. (Please note: not every lesson will contain a compass portion. This portion is introduced in lesson 4.) The Compass Book will span several lessons and can be used at any time during any of the lessons.

## PRESCHOOLERS

Preschoolers are naturally more impatient. You can teach them to be more patient with some of the ideas listed on the next few pages. The best way to teach them loving patience is to display it to them through our own actions. Allow them to work on the stained glass activity with you in the Field Assignment 0001. You can also find an Old Testament books of the Bible song to help them memorize the books, in lieu of using the flashcards.

## SCHOOL AGE/TEENS

If school age children or teenagers have younger siblings, this may be the biggest relationship challenge for them to display patience. Have them think about and practice loving patience with their siblings during the week. They could even help a younger child with the Field Assignment 0001: the stained glass art project.

Week 1 Activity for Preschoolers: The Patience Test. Place a favorite snack in front of your preschooler and make sure to tell them not to eat it just yet. Seemingly forget all the other things needed for the snack. Tell them you must go get some other things in the kitchen. You might say: "Don't forget, wait to eat your snack until I come back to the table with you." Wait a bit before you return. See if your preschooler can have patience before eating their favorite snack. If they waited, praise them for having patience. If they did not wait, talk to them about how it is hard to have patience with others when it is something we really want.

You may notice on the game cards that 1 Corinthians 13:4-8 is the only verse in the God's Word translation. I chose that translation so that the families using it might better understand the values listed in the Bible's definition of love.

The King James Version states:

## PRESCHOOLERS

Preschoolers can have lots of fears because their imaginations are so active at this age. This is the perfect time to teach them about God's loving care for them and the truth of God's Word. For my youngest, I remind him that he has been cared for all through the night as he slept and that in the morning, God is still with him. I tell him the truth that God will never leave him or forsake him.

Week 3 Activity for Preschoolers: Throw away fears. Place a trash can near you in the room and say today we are going to throw away any fears and we are going to learn what God has to say about us!

Read the verse from 1Corinthians 15:57. Tell them that God will help them overcome their fears.

**Activity 2:** Take your child to the mirror and quote Psalms 139:14. Tell them how God took special care to design their beautiful or handsome face and hair, etc. Telling them that God looked at His creation and it was very good.

## SCHOOL AGE/TEENS

School age kids and teens can also struggle with fears. We can also point them to the truth of God's word and tell them we believe they will get dominion over those fears. Kids may not like having to face fears but it is a part of growing up. We can use the wonderful truth that lets them know they are not alone and they can have the victory!

For older kids, the crack the code field assignment will help them to address their fears. KAI also has a Prayer Boot Camp curriculum that is free, that will help children develop a relationship with God, and learn to take these things to Him daily. Here's a link to get that resource:



Case Files 1-5 Completed



Case Files 6-12 Completed



Case Files 21-28 Completed



Case Files 29-36 Completed



Case Files 13-20 Completed



All Case Files Completed



B.B.I.  
Field  
Assignment  
0001



## TODAY'S MISSION:



Dear Cadet Agents:

Use the Bible Reading Chart to track your reading everyday. If your chart is filled out for each day you will be on your way to becoming a junior detective.

You must also practice and know all the Old Testament books flashcards by the end of case 0005 to become a junior detective

The last page is an art project you can do on your own or with a parent.

Your top investigative reporter,

*Christina Grace*



**B.B.I. OFFICIAL AGENT**



Your  
picture  
here

Name: \_\_\_\_\_  
Code Name: \_\_\_\_\_  
Clearance Level: \_\_\_\_\_  
Expires: \_\_\_\_\_  
Date Issued: \_\_\_\_\_




































SAMPLE

NAME: \_\_\_\_\_

MONTH: \_\_\_\_\_

Keep track—  
*week of*

### *Bible Reading Chart*

SUN	MON	TUE	WED	THU	FRI	SAT
						
						
						
						
						

How often do we read?

They received the word with all readiness of mind, and searched the  
scriptures daily.

# The Old Testament flashcards

Cut along this line



Genesis

First Book of the Law  
"Beginnings"  
Genesis 1:1  
Covers creation, the fall, the flood and patriarchs

1



Exodus

Second Book of the Law  
"Exit"  
Exodus 3:14  
God delivers Israel and gives the Law.

2



Leviticus

Third Book of the Law  
"Holiness"  
Leviticus 19:2  
Offerings and feasts"

3



Numbers

Fourth Book of the Law  
"Wanderings"  
Numbers 6:24-26  
Census, rebellion and journey to the Promised Land

4

Cut along this line

*The process of making stained glass takes a lot of patience. The passage in 1 Corinthians 13:4-8 begins and ends with love is patient. You or your child tear or cut small pieces of construction paper and fit them on this stained glass image. You might need to cut or tear them into different sizes to fit. Give it to someone you love!*



**Stained Glass**

**Art Project**




B.B.I.  
Field  
Assignment  
0002





# CREATION WEEK





DAY 1	DAY 2	DAY 3
-------	-------	-------

DAY 4	DAY 5	DAY 6	DAY 7
-------	-------	-------	-------



B.B.I.  
Field  
Assignment  
0003





Cadet Agents,

Write all the fears you have been struggling with here:

Today, we will put God's victory over these fears, but you must crack the code!

B.B.I.  
Field  
Assignment  
0004



**Write your message here:**



B.B.I.  
Field  
Assignment  
0005



Iniquity  
/Sin  
1 John  
2:15-16

Iniquity  
/Sin  
1 John  
2:15-16

You will need: Cotton balls, glue, red food coloring, a cotton swab. Ask for help to mix the glue and red food coloring.  
With a cotton swab put the red glue or the "blood" over Adam and Eve so their "sin" is covered. Put the cotton balls on top of the glue to show how God covered their sin.



An illustration of an office environment. In the foreground, there are desks with computer monitors, keyboards, and papers. In the background, there are more desks, a green chalkboard, and several round wall clocks. The overall style is a flat, colorful illustration.

**B.B.I.**

# CASE CLUES

Evidence Game Cards

**CASE NO. 0001**

The Case for Real Faith

# Parent Guide

## How to Use the Evidence Cards

The Evidence Cards are the heart of each Bible Bureau of Investigation lesson. Instead of simply reading information about the Bible, students learn to investigate Scripture for themselves.

Each card contains a Bible reference and verse that acts as a piece of evidence in the investigation.

Your child's job is to read the verse, think about what it teaches, and determine what kind of truth it reveals.

This process helps students learn to carefully observe Scripture, identify important truths, and apply them to their lives. This also leads them into the Compass Book portion to help them examine their own heart.

## The Goal of the Evidence Game

Each lesson begins with a Case Question. Students use the Evidence Cards to gather information that helps answer that question.

Students will read several Scripture clues and determine what those verses reveal about God, His Word, and our response to Him.

# BIBLE BUREAU OF INVESTIGATION

CASE FILE: \_\_\_\_\_

MYSTERY QUESTION: \_\_\_\_\_ ?

**CONFIDENTIAL  
CASE BOARD**



**WHAT WE LEARN  
ABOUT GOD**

Blank space for notes.

**TRUTH  
ABOUT GOD'S WORD**

Blank space for notes.



**WARNINGS**

Blank space for notes.

**WHAT THIS  
REVEALS ABOUT US**



Blank space for notes.



**OUR RESPONSE**

Blank space for notes.

**CASE CONCLUSION:**

What did the evidence show?

Handwritten notes area with horizontal lines.



Who is  
God?



**Evidence #1**

Who is  
God?



**Evidence #2**

Who is  
God?



**Evidence #3**

What is  
love?



**Evidence #4**

The Word  
is pure.



**Evidence #5**

The Word  
makes you  
wise.



**Evidence #6**

Don't add  
to the  
Word.




**Evidence #7**

The Word  
keeps you  
from sin.




**Evidence #8**

God is a Spirit:  
and they that  
worship him  
must worship  
him in spirit and  
in truth. 


**John 4:24**

In the beginning  
was the Word,  
and the Word  
was with God,  
and the Word  
was God. 


**John 1:1**

He that loveth  
not knoweth not  
God; for God is  
love. 

**1 John 4:8**

Love is patient.  
Love is kind...It  
isn't rude...Love  
never stops  
being patient ...  
never gives  
up. 

**1 Cor. 13:4-8**

The words of the Lord  
are pure words: as silver  
tried in a furnace of  
earth, purified seven  
times. Thou shalt keep  
them, O Lord, thou shalt  
preserve them from this  
generation for ever. 


**Psalms 12:6-7**

The law of the Lord  
is perfect,  
converting the soul:  
the testimony of  
the Lord is sure,  
making wise the  
simple. 

**Psalms 19:7**

Every word of God is  
pure: he is a shield  
unto them that put  
their trust in him. Add  
thou not unto his  
words, lest he reprove  
thee, and thou be  
found a liar. 

**Proverbs 30:5-6**

Thy word have I  
hid in mine  
heart, that I  
might not sin  
against thee. 

**Psalms 119:11**

**B.B.I.**

**CASE CLUES**

Evidence Game Cards

**CASE NO. 0002**

God Created All



Creation  
proves there  
is a God.



**Evidence #1**

We are  
God's  
delight.



**Evidence #2**

All things were  
created for His  
pleasure.



**Evidence #3**

Day 1: God  
divides light  
from darkness.



**Evidence #4**

Day 2: God gave  
us atmosphere  
and air to  
breathe.



**Evidence #5**

Day 3: God  
made grass,  
herb and trees  
after their kind.



**Evidence #6**

Day 4: Sun,  
moon and stars  
created. Time  
was created.



**Evidence #7**

Day 5: Birds  
and fish  
created.



**Evidence #8**



**B.B.I.**

# CASE CLUES

Evidence Game Cards

**CASE NO. 0003**

Created in God's Image

God Blessed and gives dominion over seen and unseen things.



**Evidence #1**

God always causes us to triumph.



**Evidence #2**

God gives the victory.



**Evidence #3**

I am fearfully and wonderfully made.



**Evidence #4**

Adam's bride was formed out of his side.



**Evidence #5**



**Evidence #7**



**Evidence #8**

**B.B.I.**

# CASE CLUES

Evidence Game Cards

**CASE NO. 0004**

Decisions – Listening to the Right Voice

Obey God's  
commands.  
Don't choose  
your own will.



**Evidence #1**

Love God  
not the  
world.



**Evidence #2**

Trust in the Lord,  
not your own  
understanding.



**Evidence #3**

I will  
confess my  
sin.



**Evidence #4**



**B.B.I.**

# CASE CLUES

Evidence Game Cards

**CASE NO. 0005**

The Case of the Cover  
Up for Sin and Shame

God loved us  
while we  
were sinners.



**Evidence #1**

Blood  
required for  
sins.



**Evidence #2**

We are  
redeemed by  
His blood.



**Evidence #3**

Judgment:  
Devil gets a  
curse.



**Evidence #4**

Judgment: Woman  
has pain and  
sorrow. Submit to  
God's order.



**Evidence #5**

Judgment: Ground  
is cursed for man's  
sake. Man will  
work harder.



**Evidence #6**

Prophecy:  
Adam's seed will  
get the victory  
over the devil.



**Evidence #7**

Judgment:  
Devil gets a  
curse.



**Evidence #8**

BBI Case No. 0004



0004 - ADAM

SAMPLE



# BIBLE BUREAU OF INVESTIGATION

STATUS: ACTIVE

CLEARANCE: LEVEL 7 REQUIRED

**WARNING**



YOU MUST HAVE CLEARANCE TO ACCESS THIS FILE.  
UNAUTHORIZED USERS PROHIBITED.  
IF FOUND, RETURN TO B.B.I.

You may:

- Use these materials for personal, homeschool, or classroom instruction.
- Print and copy pages for your own students or children.
- Incorporate the lessons into your own private or church-based teaching.

You may not:

- Share or distribute this resource outside of your household or classroom.
- Upload any portion of this material to the internet or shared drives.
- Reproduce, resell, or modify this curriculum for commercial redistribution.
- Extract or redistribute individual images, graphics, or templates.

Scripture quotations are from the King James Version (KJV), which is in the public domain.

**CLASSIFIED**

WORDS

ACTIONS

THOUGHTS

SAMPLE

WHAT'S IN THE HEART

PATH CHOSEN

**TOP SECRET**

# CASE FILE: CHARACTER AUTOPSY



Name: Adam  
Alias/Nickname: Man  
Age: Not known Gender: Male

## Background Summary:

Adam was the first man formed of the dust of the ground.

1 Corinthians 15:45 And so it is written, The first man Adam was made a living soul, the last Adam was made a quickening spirit.

1 Timothy 2:13 For Adam was first formed, then Eve.

Suspected Motivation: Is it possible he loved his wife so much he didn't want her to experience death alone?

## Notable Traits or Behaviors:

He was made a genius. He was able to name animals. He was created in the image of God.

Hears the voice of the Lord.

## Recent Actions:

He ate the fruit that God said do not eat.

## Relationship Clues:

- Who influences this character? Eve
- Who do they impact most? Their choices impacted the entire world. (Romans 5:14)

## Evidence From Dialogue:

- Quote 1: "The woman whom thou gavest to be with me, she gave me of the tree, and I did eat."
- Quote 2: No other dialogue is noted.

## Heart Condition: ♡ (What's driving this character?)

Iniquity: Job 31:33 If I covered my transgressions as Adam, by hiding my iniquity in my bosom:

## Path Taken (Moral/Spiritual Choices):

Adam chose disobedience and sin.

🔍 Observed Outcome: Sin lead to death. (Romans 6:16, 23).

# EVIDENCE




THE REAL CULPRIT



THE CRIME SCENE



Field Notes: 

**Check Compass Book 1 for further evaluation and study.**

SUSPECTS BANISHED



FOR THE WAGES OF SIN IS DEATH; BUT THE GIFT OF GOD IS ETERNAL LIFE THROUGH JESUS CHRIST OUR LORD. ROM. 6:23



BBI Case No. 0004



0004 - EVE



SAMPLE



# BIBLE BUREAU OF INVESTIGATION

STATUS: ACTIVE

CLEARANCE: LEVEL 7 REQUIRED

**WARNING**



YOU MUST HAVE CLEARANCE TO ACCESS THIS FILE.  
UNAUTHORIZED USERS PROHIBITED.

You may: IF FOUND, RETURN TO B.B.I.

- Use these materials for personal, homeschool, or classroom instruction.
- Print and copy pages for your own students or children.
- Incorporate the lessons into your own private or church-based teaching.

You may not:

- Share or distribute this resource outside of your household or classroom.
- upload any portion of this material to the internet or shared drives.
- reproduce, resell, or modify this curriculum for commercial redistribution.
- extract or redistribute individual images, graphics, or templates.

Scripture quotations are from the King James Version (KJV), which is in the public domain.



# COMPASS

NAVIGATING THE RIGHT PATH  
A BOOK OF MEDITATION





## NAVIGATING THE RIGHT PATH A BOOK OF MEDITATION

Ever had the thought, "Where am I?" Ever got off the right path, and took a wrong turn? You have to go back and figure out where you got off track, right? This book is to help you figure out where you are at.

The leading of the Lord for this book came out of a children's prayer meeting during a time of practicing listening to the Lord. Three of the participants drew a path, and one child spoke, saying God would show us the path. Thy word is a lamp unto my feet, and a light unto my path. (Psalm 119:105). If you feel like you have taken a wrong path, let the word light the way for you.

This book is to help you examine yourself and choose the right path. The word of God is very powerful! Thinking on the word of God, or meditating on it, and hiding it in your heart helps you become a strong Christian. Remember, we want to put the right stuff in and keep the wrong stuff out. The more you allow the seed of the word of God to grow in your heart, the more Christ-like the fruit will be in your life. You can also use this book to pray these prayers over yourself or others' lives so they would desire to be on the right path. Ask Jesus to draw hearts and to put a desire in you or them for Him and His ways. Ask the Lord to teach you the fear of the Lord, which means to respect and obey Him and His ways. When we get full of the Holy Ghost and the word, it helps us clean our temple up! Ephesians 5:25-27 tells us that Jesus washes his church by the word. Praying the Word is very powerful, and praying in the Holy Ghost is very powerful! Ready, let's go!



Before you move ahead, let's talk about it.



Have your parents ever got on to you for something, and you made an excuse instead of repenting and apologizing? Have you ever blamed someone else (like your brother, sister, or parents) or tried to cover up a mistake? Have you had thoughts like, "why am I always getting in trouble? I didn't do anything wrong! It's not my fault! If my sister wouldn't have done this then...it's her fault, she deserved it..." or thought about everything the other person did wrong instead of what you did wrong?

The way to get back on the right path is to realize your mistake, stop making excuses or pointing the finger at someone else, be honest with God and yourself and repent.



What should I do if I am thinking and acting that way?

*"He who covers his sins will not prosper. But whoever confesses and forsakes them will have mercy." Proverbs 28:13*

Confess and forsake! Confess means to tell God what you did, and forsake means that you stop doing it - you stay away from the wrong action.



Being honest with yourself and others is an act of courage and means you are maturing. In fact, when we tell the truth, we are acting like our Heavenly Father because He always tells the truth! Mistakes can be used for good because it means we have an opportunity to learn and grow. Correction is a gift and can set us back on the path to heaven.

Proverbs 6:23 says, " ...reproofs of instruction are the way of life."

Telling the truth about what you did will bring trust in your relationships. God is waiting for you to come to Him and confess. That means tell Him all the bad stuff YOU did, not just the bad stuff that the other person did. You can strengthen your relationship with the Lord by confessing and asking His help to stop choosing the wrong path. Ask Him to help you yield to Him.



# WHAT PATH WILL YOU TAKE?

How to pray about it

## CONFESS AND FORSAKE

Jesus, I admit my sin to You, and I am not going to hide my iniquity. I will confess my sins to the Lord, and You forgive the iniquity of my sin. Let me remember: *"He who covers his sins will not prosper, But whoever confesses and forsakes them will have mercy."* (Psalm 32:5, Proverbs 19:3, 28:13, Matthew 7:1-5)

Iniquity means I am choosing what is right and wrong instead of listening to what God thinks is right or wrong.

It's Not My Fault!

ON THIS PATH:

On this path you start to blame others and think, "I am right and they are wrong!" You might begin to say you didn't do anything wrong instead of saying what did I do wrong in this situation? You will then begin to point your finger at God or others saying it's someone else's fault, hide or try to cover up your mistakes. You forget God is watching thinking no one sees your sin, so you won't want to take responsibility for your own actions. This path causes you to make excuses for why you chose those actions but not really end up confessing. This path usually ends with lying about what really happened.

Yes, I admit it

ON THIS PATH:

If you choose this path the Bible says, you will get mercy and receive God's forgiveness. You will see God's righteousness, and you will be healed, forgiven and cleansed.

(Micah 7:9, Proverbs 28:13, James 5:16, 1 John 1:9)

